

Threes
and Fours

AWARE, CARE, & SHARE™




MY NAME IS

AND THIS IS MY



WORKBOOK



Dear Parent,

A child's learning journey never stops, even during uncertain and difficult times. Every child is unique and approaches learning differently. While there are many ways that parents and family members can support this journey at home, it can be hard to decide what to do and when.

Within these pages you will find literacy and math activities specially designed for children who are 3 or just turned 4. The activities will help children learn skills in each of the literacy and math strands defined in the chart below. We recommend doing one literacy and one math activity per day.




Vocabulary Development: Children's oral vocabulary grows through meaningful conversations, daily use of rich spicy words, and reading books. Vocabulary Development is the first and most important predictor of learning to read and write.

Phonological Awareness: This is the ability to hear and play with sounds. Children practice manipulating sounds through rhymes and syllables.

Phonemic Awareness: Identifying sounds and being able to hear how they are alike and different is important for learning to read. Children practice recognizing single sounds and learn how words are made up of a number of single sounds blended together.

Print Awareness: It begins with understanding that a picture can represent an object or animal or person. This ability to think symbolically allows children to take the next step: learning that the squiggly lines on a page have meaning.

Alphabet Knowledge: Preschool children begin the journey by learning that letters are different from other shapes and pictures, and that letters have unique names, sounds, shapes, and order within the alphabet. They begin to understand that letters are symbols we use in print to make words and sentences.



Problem-Solving: This skill is the heart of math. When we encourage children to identify and find solutions to problems, we are fostering critical thinking skills.

Math Language: This helps children to know the connections between the words we say and the words we use to describe math: how much, more, less, shorter, high, low, etc. Math language is the talk of our lives. Often this is how we describe people, objects, and events.

Number Sense Awareness: Number sense is an intuitive understanding of numbers. Number sense helps young children understand quantity in relationship to objects in their lives.

Visual Awareness: Helping young children visualize small quantities is a great foundation for early mathematics because it allows children to understand larger numbers in the future. When children can see a quantity in their minds, it helps them see relationships between numbers more clearly.

Number Knowledge: Numbers are the adjectives we use to describe: How much? How many? How long? How short? Number knowledge is the understanding that numerals represent a quantity.

Dr. Susan
Chief Academic Officer

Enjoy sharing this workbook with your child and seeing your child learn these important skills.

Vocabulary Development

Ask your child to look at each of the pictures. What spicy words can they use to describe each one?



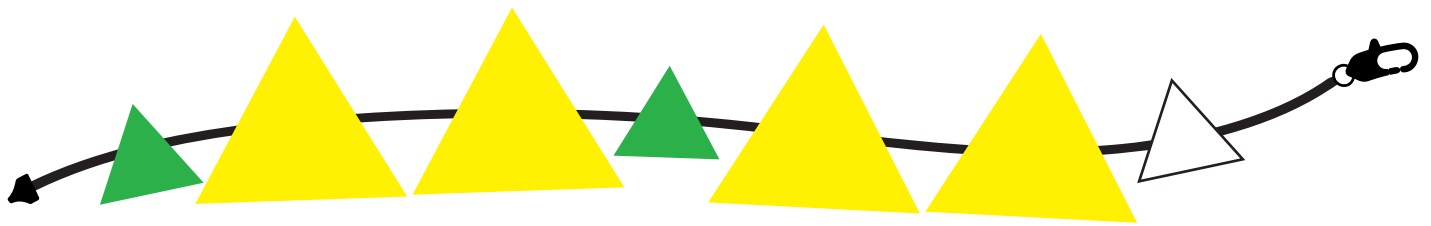
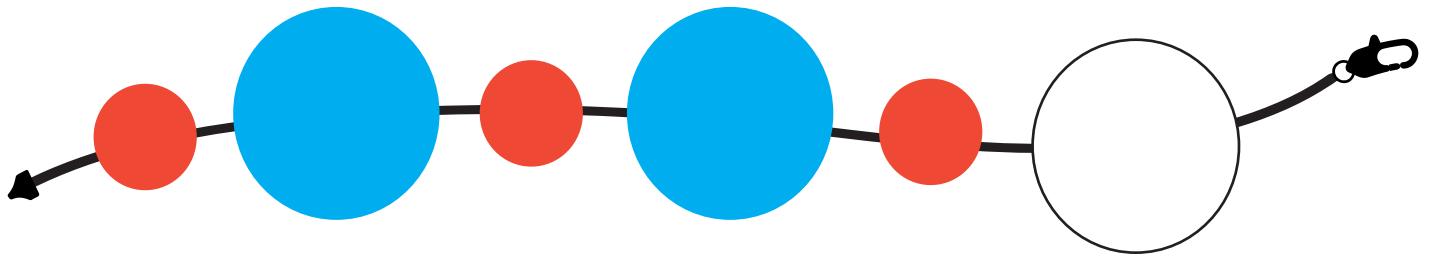
angry



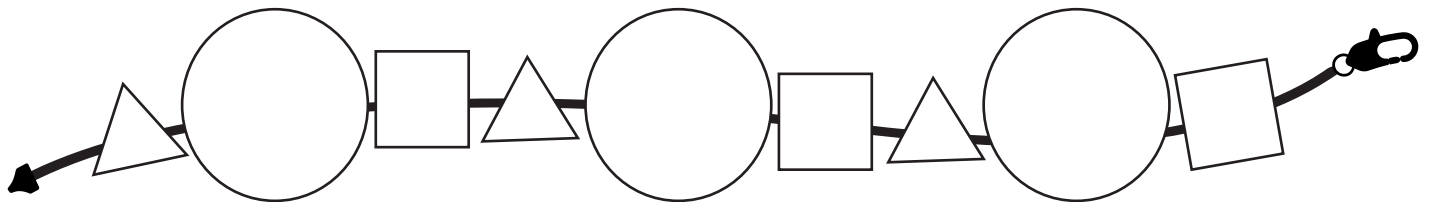
happy

Problem-Solving

Have your child look at the patterns below. Can they figure out what would come next to keep the pattern going?



Color the necklace in any pattern you like!



Make your own pattern!





Phonological Awareness

Sing the song “Old MacDonald Had a Farm” with your child. After the first verse, replace the “E I E I O” with other silly sounds. Look at the example below, then make up your own. Having your child manipulate and play with sounds is a fun way to keep them engaged and learning at the same time.

Old MacDonald Had a Farm



Old MacDonald had a farm, E-I-E-I-O!
And on this farm he had a cow, E-I-E-I-O!
With a moo-moo here, and a moo-moo there,
Here a moo, there a moo,
Everywhere a moo-moo.
Old MacDonald had a farm, E-I-E-I-O!



Old MacDonald Had a Farm

Old MacDonald had a farm, Me-My-Me-My-Mo!
And on this farm he had a pig, Me-My-Me-My-Mo!
With an oink-oink here, and an oink-oink there,
Here an oink, there an oink,
Everywhere an oink-oink.
Old MacDonald had a farm, Me-My-Me-My-Mo!

Now sing about these animals, using your own silly sounds:



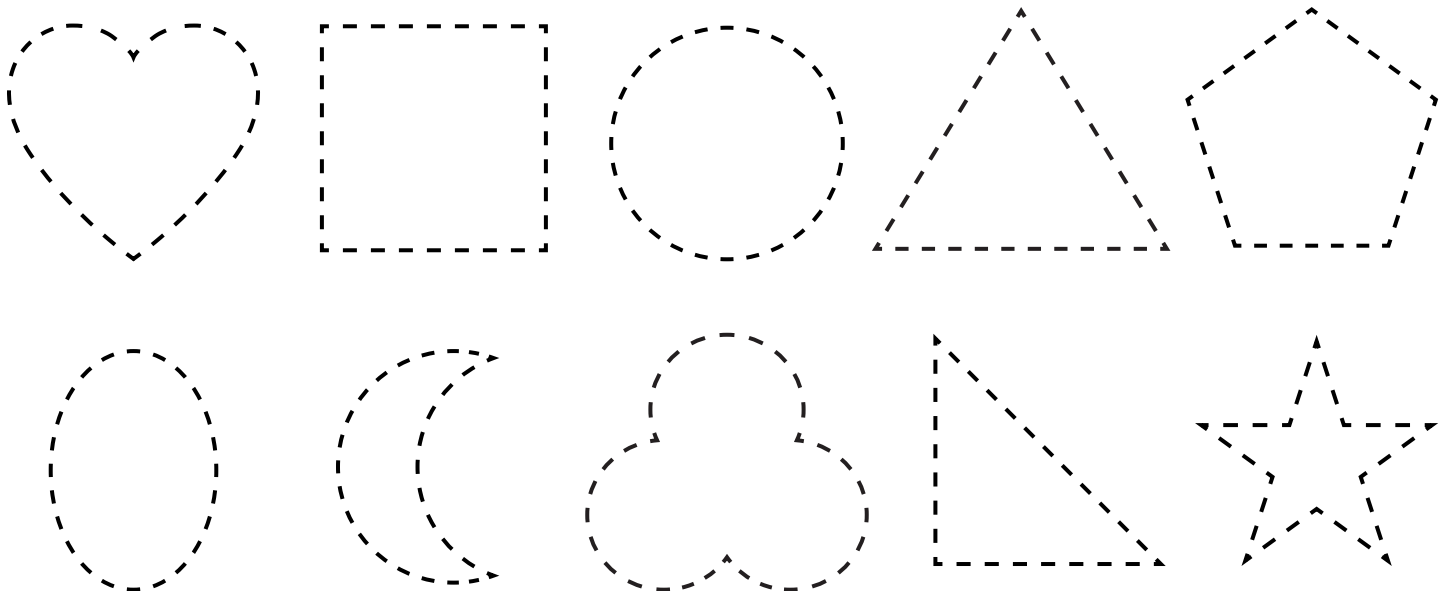
Math Language

Before children can know the names of shapes, they first need to be able to sort them into categories based on the kinds of lines they have. Encourage your child to color, then cut out the shapes at the bottom of the page, then sort them into the correct bag.

Straight Line



Curved Line




Phonemic Awareness


Look at the pictures below. Encourage your child to say the word, listening for all the sounds the word makes. Look at the letters in the box. Which sound is NOT in the word? Circle the sound that you can't hear.



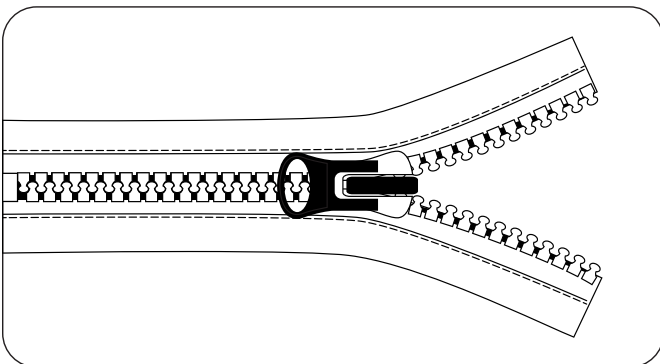
b **a** **t** **g**



h **e** **n** **p**





r **c** **u** **p**



z **m** **i** **p**

Number Sense Awareness

Have your child look at the problems below. Encourage them to figure out if there are enough cookies for the amount of people. If every person in the picture gets the same amount of cookies, circle it. If not, put an X through the picture.



Print Awareness



Children at this age are learning that books work in a certain way. Show the book cover below to your child and help them to label all the parts. Use the words given to fill in the blanks.


Author

Title

Pages


Illustrator

Three Fluffy Bunnies


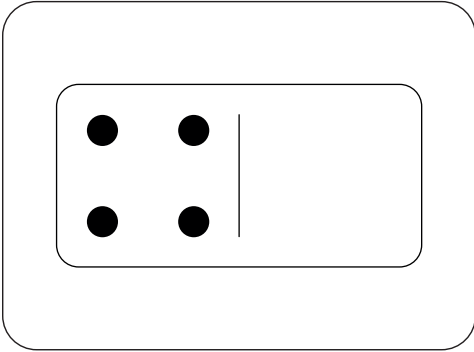



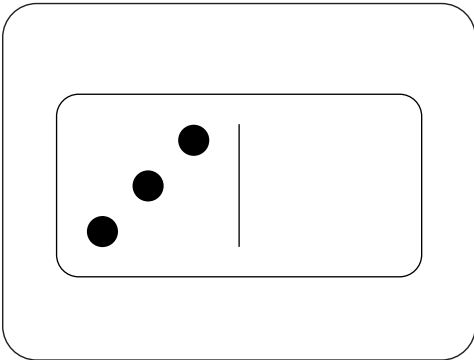
Wolfie T. Wolf
Pictures by
Pete R. Rabbit

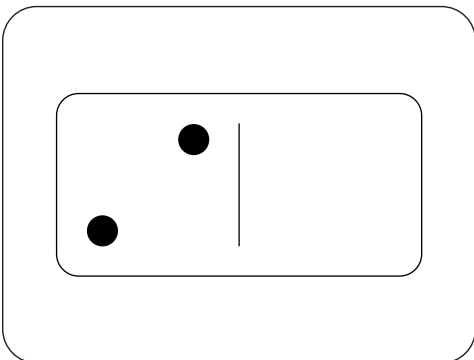
Visual Awareness

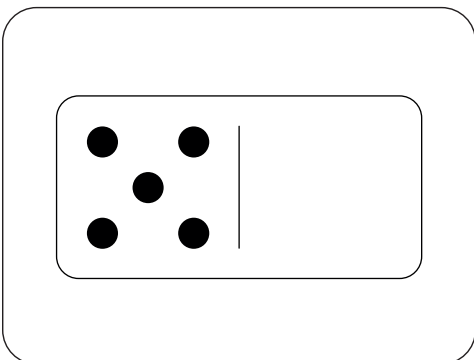


Have your child look at the domino in each box. Encourage them to draw that many pictures on the other side of the box. They can choose to draw anything they want! Then, write the numeral in the blank.












Alphabet Knowledge




Using a newspaper or magazine, ask your child to safely cut out the following letters and glue them in the space provided. They can include upper and lowercase letters. Then have your child write the letter in the blank.









Number Knowledge

In each box, have your child guess which row has more. After they have made a guess, encourage them to use their finger to count the items and see if they were correct. Put a checkmark next to the ones they got right!