

# Quick Reference Guide

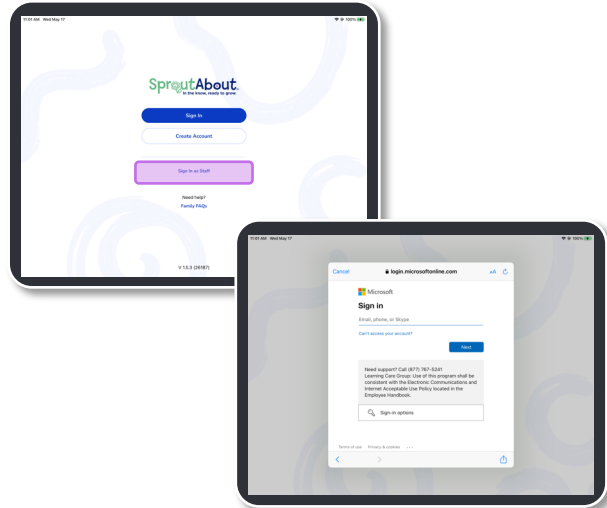
**Audience:** Teachers.

**Purpose:** Learn how to sign in to SproutAbout.

1

Open the app and tap the **Log in as Staff** button at the bottom of the screen. Enter your LCG credentials when prompted.

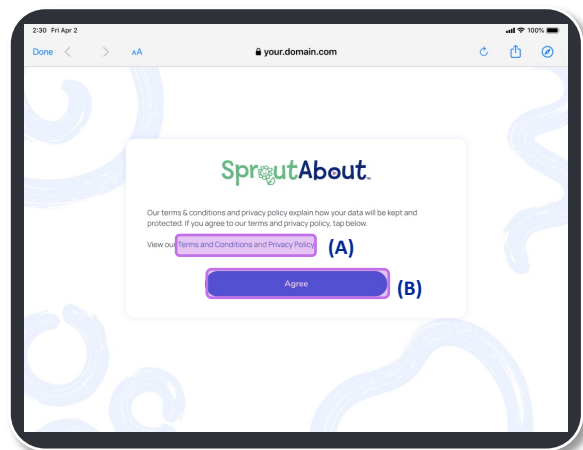
**Quick Note:** SproutAbout uses the same credentials that you use to sign in to LCG360.



2

If it is the first time you are signing in, you can click on **Terms and Conditions and Privacy Policy (A)** to read them in detail.

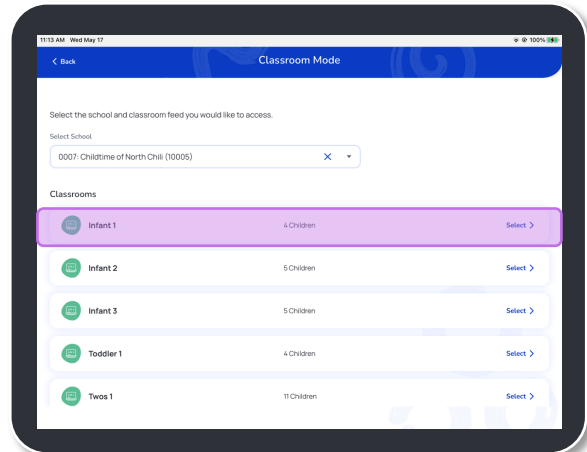
Tap the **Agree (B)** button to accept SproutAbout terms & conditions.



3

Within the list of classrooms, tap on the classroom that will be using the iPad.

**Quick Note:** If needed, you can switch to other classrooms via Switch Classrooms in the menu.



4

You can then check yourself into the classroom by tapping on your name to begin using SproutAbout.

