

# Quick Reference Guide

**Audience:** Families.

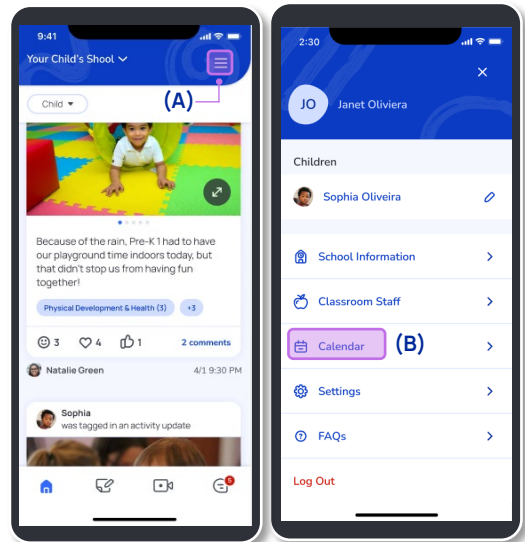
**Purpose:** Learn how to use **SproutAbout** to **view the school calendar** and access details of each event created by school leadership.

## LEARNING CARE GROUP'S FAMILY OF BRANDS

## Calendar View

1

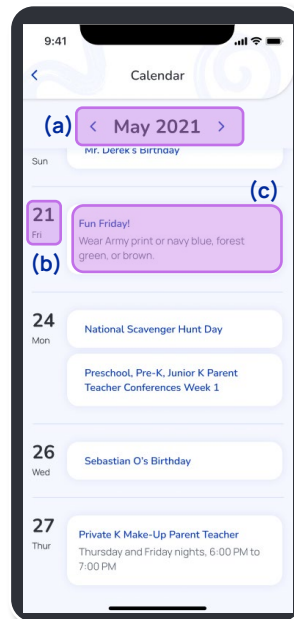
To access the Calendar screen, tap the **Menu (A)** button and then tap the **Calendar (B)** button.



2

After tapping the Calendar button, you will see:

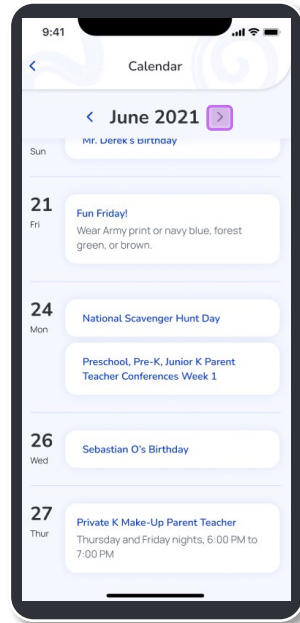
- a) The current month and year at the top.
- b) The date of each event.
- c) The name of the events and a preview of their details.



3

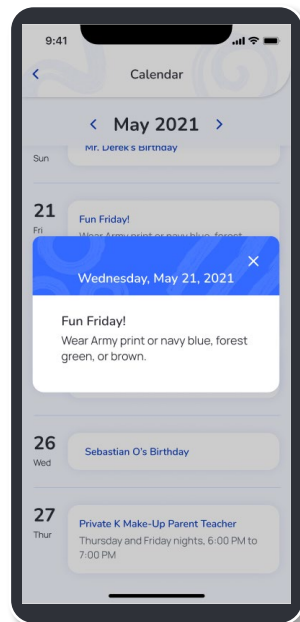
Tap the **Arrow** next to the month to view previous and future events.

**Quick Note:** You can only view events from one month in the past and for one month in the future.



4

Tap a specific event to view a pop-up with the full details of the event.



5

If there are no events added to the calendar for a certain month, the following message appears:

**There are no events scheduled for this month.**

